



Pole Pad Measuring Guide

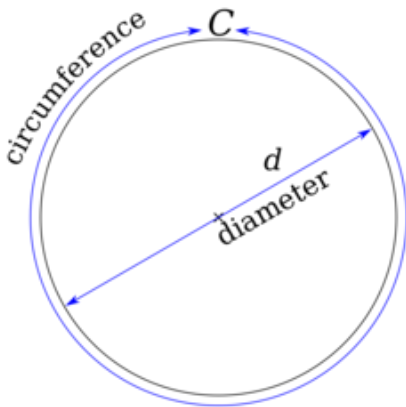
EST. **AK** 1990 **ATHLETIC EQUIPMENT**

Please contact customer service if you have any questions
sales@akathletics.com



There is no standard sizing for poles, columns and i-beams. It is important to measure to obtain sizing before purchasing any protective padding. When purchasing a pad, order the size of the pole.

Round Poles



1. Use a soft measuring tape to find the circumference of your pole
2. To find the diameter divide the circumference by 3.14
3. If your diameter is in between two whole numbers, round up for the best fit

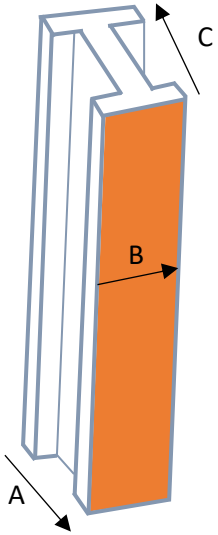
Square Columns



Measure each of the four sides independently; A, B, C, & D

Make note if your column is more of a rectangle versus a square. Column pads can be tailored to fit your need

I-Beams

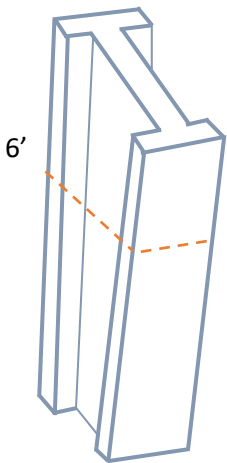


Standard I-beams pads protect the **face** of the beam

If you want a three sided pad for your beam measure A, B & C

Check out the column pads for protective padding on all four sides

Tapered I-Beams



1. Measure the bottom base; A, B & C
2. Based on the height of your pad, measure from the ground to the designated height; 6'
3. Measure all three sides of the i-beam at the height mark